



Scottish Government  
Riaghaltas na h-Alba  
gov.scot

# Recorded Crime in Scotland: Other Sexual Crimes, 2013-14 and 2016-17



CRIME AND JUSTICE



# **Recorded Crime in Scotland:**

## **Other Sexual Crimes, 2013-14 and 2016-17**

Justice Analytical Services, Scottish Government

September 2017

## Contents

<b>Recorded Crime in Scotland: Other Sexual Crimes, 2013-14 and 2016-17</b> .....	<b>1</b>
Contents .....	2
<b>Executive Summary</b> .....	<b>3</b>
Background.....	3
Characteristics of ‘Other sexual crimes’ .....	3
Cyber enabled crime - Impact on growth in ‘Other sexual crimes’ .....	4
Cyber enabled crime - Impact on crime characteristics.....	4
Location .....	5
<b>Introduction</b> .....	<b>6</b>
<b>Methods</b> .....	<b>8</b>
<b>Other sexual crimes</b> .....	<b>10</b>
Background.....	10
Definitions .....	11
<b>Findings</b> .....	<b>13</b>
Changes in the ‘Other sexual crimes’ category .....	13
Victim and perpetrator characteristics .....	14
Victims .....	15
Perpetrators .....	16
Relationship between victims and perpetrators.....	16
Reporting .....	17
Non-recent crime .....	18
Cyber enabled crimes.....	18
‘Communicating indecently’ and ‘Cause to view sexual activity or images’ - Victims and perpetrators.....	21
Devices and applications .....	25
Location .....	25
Alcohol and drugs .....	26
<b>Annexes</b> .....	<b>27</b>
Annex A .....	27
Annex B .....	28

# Executive Summary

## Background

This report presents information on 'Other sexual crimes' recorded by the police in 2013-14 and 2016-17. It provides information drawn from a sample of these crimes which have come to the attention of the police. It does not provide information on all such crimes committed in society as not all of these crimes are reported to the police.

The number of 'Other sexual crimes' recorded by the police has increased by 50% between 2013-14 and 2016-17 and is now the largest category within recorded sexual crimes. 'Other sexual crimes' accounted for 40% of sexual crimes in 2016-17, ahead of 'Sexual assault' (almost 40%), 'Rape & attempted rape' (17%) and 'Crimes associated with prostitution' (3%).

The growth in 'Other sexual crimes' has been driven by increases in crimes of 'Communicating indecently' (2013-14: 605, 2016-17: 1,166) and 'Cause to view sexual activity or images' (2013-14: 229, 2016-17: 1,030). These crimes now account for more than half of 'Other sexual crimes' and 20% of all sexual crimes.

## Characteristics of 'Other sexual crimes'

Over three-quarters of victims (where identifiable) of 'Other sexual crimes' were female; 79% in 2016-17. The median age was 15 and the majority (59%) were under 16.

The vast majority of perpetrators (where identifiable) were male; 95% in 2016-17. The age of perpetrators was more evenly distributed with a median age of 29.

The most commonly identified type of relationship between victims and perpetrators was strangers (42% in 2016-17). Despite this, in a majority of cases the victim and perpetrator were known to each other, either as acquaintances (37%), partners or ex-partners (10%), or relatives (5%).

'Other sexual crimes' were most commonly reported by the victim - 39% in 2016-17. This was followed by the police (discovering through investigation, intelligence, or witnessing) - 25% in 2016-17, and 20% were reported by a relative or guardian.

In 2016-17, 12% of 'Other sexual crimes' were non-recent (i.e. they took place more than 12 months before they were recorded). 'Other sexual crimes' are far less likely to be non-recent than recorded sexual crimes as a whole (30% in 2016-17).

## **Cyber enabled crime - Impact on growth in 'Other sexual crimes'**

There was a significant increase in the proportion of 'Other sexual crimes' that were cyber enabled (i.e. the internet was used as a means to commit the crime) - increasing from 38% in 2013-14 to 51% in 2016-17.

There are two main factors which have contributed to this increase:

- (i) those types of crime which can be cyber enabled (such as 'Communicating indecently' or 'Cause to view sexual activity or images') have grown markedly whilst crimes that can't be cyber enabled have fallen, and
- (ii) as these crimes have been growing, the proportion which actually were cyber enabled has increased significantly from 34% to 53%.

The research estimates that around half of the growth in all sexual crimes recorded by the police between 2013-14 and 2016-17 is due to growth in cyber enabled 'Other sexual crimes'.

## **Cyber enabled crime - Impact on crime characteristics**

The crimes of 'Communicating indecently' and 'Cause to view sexual activity or images' now account for half of 'Other sexual crimes'. These crimes can be cyber enabled and generally have identifiable victims and perpetrators.

The characteristics of these crimes can vary significantly depending on whether or not they were cyber enabled. Victims were younger for cyber enabled crime, with a median age of 14 and three-quarters aged under 16 in 2016-17. In contrast, victims of non-cyber enabled crime had a median age of 23.

Perpetrators were also younger for cyber enabled crimes of this type, with a median age of 18 in 2016-17, and more than half under 20. In contrast, perpetrators of non-cyber enabled crime had a median age of 36.

These crimes tend to involve a perpetrator targeting someone who was younger than them. The median gap in victim and perpetrator ages was much smaller where these crimes were cyber enabled. Almost a quarter of cyber enabled crime had a victim and perpetrator who were both under 16 in 2016-17 (compared to 8% for non-cyber enabled crimes).

Victims and perpetrators were more likely to be acquaintances when these crimes were cyber enabled (47% in 2016-17) than where they were not cyber enabled (26%). Crimes that were not cyber enabled were slightly more likely to be committed by strangers than cyber enabled crimes (52% compared to 44%).

Cyber enabled crimes were most likely to be reported by a relative or guardian (38% in 2016-17), followed by the victim themselves (34%). Whereas, two-thirds of victims reported the incident themselves when it wasn't cyber enabled, only 11% were reported by a relative or guardian.

## **Location**

Of those 'Other sexual crimes' with an identifiable victim (or witness) and perpetrator, just over half (55%, 2016-17) took place while the victim (or witness) and perpetrator were in the same location. The most common type of location for these crimes was a private dwelling (including garden) (41%, 2016-17), followed by open areas (streets, parks, etc.) (34%, 2016-17).

# Introduction

This report presents information about the characteristics of crimes recorded by Police Scotland within the 'Other sexual crimes' category. This is one of four categories Police Scotland use to record sexual crimes - the other three being 'Rape and attempted rape', 'Sexual Assault' and 'Crimes associated with prostitution'.

The 'Other sexual crimes' category is made up of a wide range of sexual crimes. The three most common being 'Communicating indecently', 'Cause to view sexual activity or images' and 'Indecent photos of children'.

The report provides information about 'Other sexual crimes' which have come to the attention of the police. It does not provide information on the characteristics of all 'Other sexual crimes' committed in society, as not all of these crimes are reported to the police.

The information presented is based on a sample of police records (rather than all records) and provides a broad indication of the characteristics of the 'Other sexual crimes' category, rather than an exact measure.

The number of 'Other sexual crimes' recorded by the police has grown significantly in recent years, up 50% from 2,901 in 2013-14 to 4,360 by 2016-17 ([Chart 1](#)). This increase was the biggest contributor to the growth seen in all sexual crimes recorded by the police during this period (up 26% from 8,604 in 2013-14 to 10,822 in 2016-17). In contrast, the total number of crimes recorded in Scotland during this time has continued to fall (down 12% from 270,397 to 238,651).

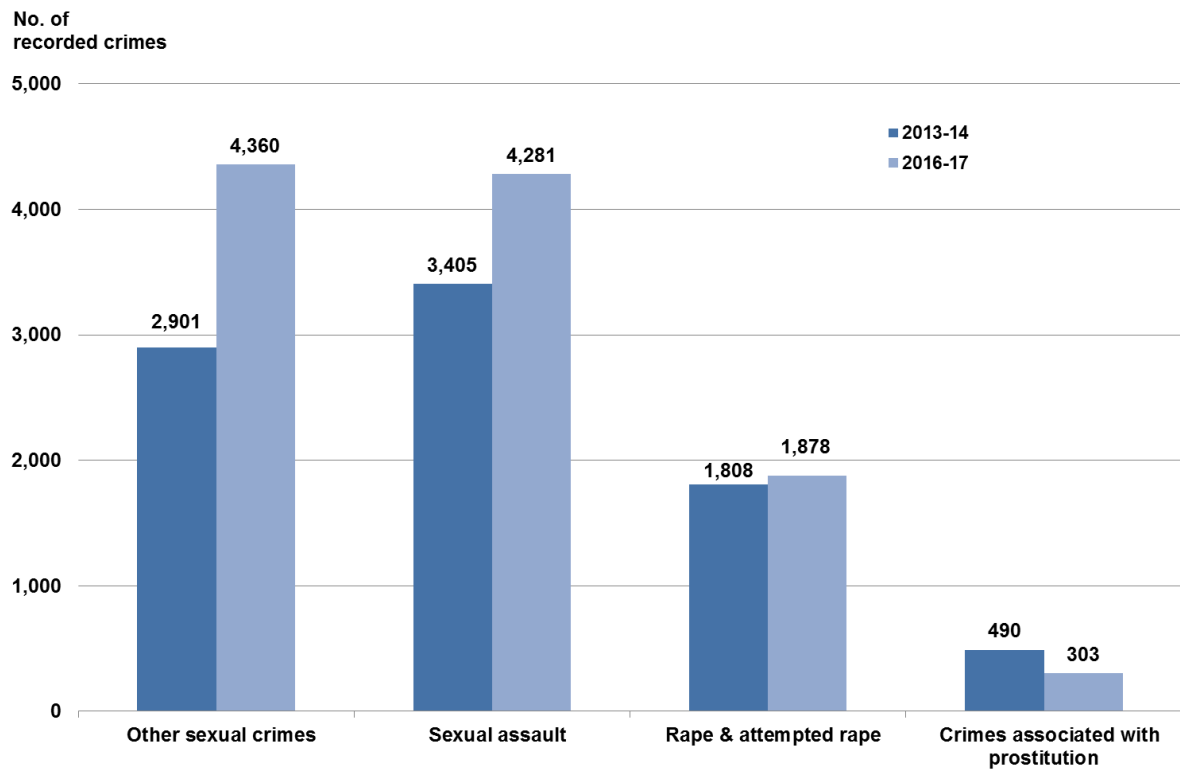
As of 2015-16, 'Other sexual crimes' overtook 'Sexual assault' as the most prevalent category of recorded sexual crime within the National Statistics<sup>1</sup>. This remained the case in 2016-17, with 40% of all recorded sexual crimes accounted for by 'Other sexual crimes' – followed by 'Sexual assault' (almost 40%), 'Rape & attempted rape' (17%) and 'Crimes associated with prostitution' (3%).

Discussions among Justice partners following the publication of the 2015-16 National Statistics (in September 2016) suggested that many of the crimes recorded as 'Other sexual crimes' could be cyber enabled crimes (i.e. where the internet has been used to commit the crime) - and that new research would help to gather a better understanding of the nature and circumstances of this type of sexual offending. This research was undertaken during February to August 2017, with the findings presented in this report.

---

<sup>1</sup> <http://www.gov.scot/Topics/Statistics/Browse/Crime-Justice/PubRecordedCrime>

Chart 1: Sexual crimes recorded by police, 2013-14 and 2016-17



Source: Recorded Crime in Scotland, 2016-17<sup>2</sup>

<sup>2</sup> <http://www.gov.scot/Topics/Statistics/Browse/Crime-Justice/PubRecordedCrime>



## Methods

Scottish Government statisticians reviewed a random sample of almost 2,000 crime records for the 'Other sexual crimes' category, with facilitative support and advice from Police Scotland.

These records were sampled from two different years; 800 from 2013-14 and 1,188 from 2016-17. This represented 28% and 27% of all 'Other sexual crimes' recorded by the police in 2013-14 and 2016-17, respectively. The inclusion of records from an earlier year was to allow the research to identify whether any significant changes had occurred in the characteristics of these crimes as they were growing. The year of 2013-14 was chosen as it was the first full year for which crime records for the whole of Scotland were relatively easy to access, following the establishment of Police Scotland.

For both years the sample was stratified by crime type. This was to ensure the prevalence of the different types of sexual crimes recorded within the 'Other sexual crimes' category was reflected within the research.

Statisticians recorded information about the circumstances of these crimes and the characteristics of the people involved. No personal or sensitive details (names, dates of birth, etc.) were collected.

This research is based on a sample of police records (rather than all records), therefore the percentages (proportions) presented in this report are estimates. The true value may differ slightly from the findings presented below due to sampling error. As such, users should treat the following analysis as a broad indication of the characteristics of the 'Other sexual crimes' category, rather than as an exact measure. All figures are presented at the national level, as sample sizes are too small to provide robust estimates at geographies below this.

It should also be noted that some of the police records reviewed may have contained recording errors (i.e. an incorrect crime code was used to classify the record, given the circumstances of the case). An audit of crime recording practice in 2016<sup>3</sup> by Her Majesty's Inspectorate of Constabulary in Scotland (HMICS) found there can be particular challenges when recording sexual crimes, given the complexity of these incidents. Despite this, HMICS found that the vast majority of crimes resulting from sexual incidents (91.4% of the 914 sampled) were counted and classified correctly.

During the fieldwork for this research, Statisticians have worked with Police Scotland's Crime Registrars to identify any 'Other sexual crimes' records that may contain a classification error (i.e. the wrong crime code was used to classify the incident). The results of this exercise will be published by the

---

<sup>3</sup> <http://www.hmics.org/publications/hmics-crime-audit-2016>

Scottish Crime Recording Board. Whilst some errors have been identified, at this stage statisticians can confirm these will not make any material difference to the findings presented in this report.

# Other sexual crimes

## Background

The 'Other sexual crimes' category is made up of 41 specific crimes within the National Statistics (a full list of these crimes and the number sampled is available in [Annex A](#)). Many of these crimes relate to similar types of offending, and for the purposes of the research were batched together within the following broad groups (with the percentage figure in brackets showing each group's contribution to the total volume of 'Other sexual crimes' recorded in 2016-17):

- Communicating indecently (27%)
- Cause to view sexual activity or images (24%)
- Indecent photos of children (15%)
- Sexual activity with older children (10%)
- Sexual exposure (8%)
- Public indecency (5%)
- Voyeurism (4%)

These groups collectively covered 94% of crimes recorded within the 'Other sexual crimes' category in 2016-17, and they are referred to throughout this report to aid presentation of the findings of this research. The next section provides a definition for each of these groups, and some examples of the types of crime this might include – though there will be other kinds of 'typical' cases.

The remaining 6% of 'Other sexual crimes' is made up of 16 specific crimes which are very wide ranging in characteristics. These are not presented as a specific group (given their diversity) but remain included in the findings for all 'Other sexual crimes'.

It should be noted that from 2017-18 the 'Other sexual crimes' category will also include crimes under the Abusive Behaviour and Sexual Harm (Scotland) Act 2016. This created a specific offence for disclosing, or threatening to disclose, an intimate image (sometimes referred to as 'revenge porn'). As the relevant section of this legislation came into force in July 2017, after the most recent reporting year covered by this research, these crimes are not included in the findings.

## **Definitions**

### **Communicating indecently**

Where the perpetrator makes sexual comments or sends written sexual communications to the victim, without their consent. This is to obtain sexual gratification or to cause the victim humiliation, distress or alarm.

Examples:

- A person for the purposes of obtaining sexual gratification intentionally sends a sexually explicit private message to another person on social media without the consent of the recipient.
- A person sits down next to a female on a bus and makes sexual comments to her. She is frightened and says nothing, she arrives at her stop and gets off the bus.

### **Cause to view sexual activity or sexual images**

Where the perpetrator intentionally engages in a sexual activity in the presence of the victim or sends them a sexual image. This is to obtain sexual gratification or to cause the victim humiliation, distress or alarm.

Examples:

- A person receives a sexual image on their mobile phone. The image has been sent to them intentionally without the consent of the recipient.
- A male sits next to a female on a park bench and intentionally exposes his penis, and begins masturbating.

### **Indecent photos of children**

Where the perpetrator takes, distributes, possesses or publishes any indecent photograph of a child.

Example:

- The police execute a warrant and find a hard drive, belonging to a perpetrator, containing multiple indecent images and videos of children sourced from the internet.

A small proportion of these crimes involve the sharing of images of children by child perpetrators who are known to the victim. These pictures may have originally been taken by the victim consensually and passed on.

### **Sexual activity with older children (13-15)**

Where the perpetrator engages in consensual sexual intercourse or any other form of consensual sexual activity with an older child aged 13 to 15.

Examples:

- An 18 year old male has consensual sexual intercourse with a 15 year old female.
- An older child aged 13 to 15 reports that they allowed their partner who is over 16 years of age to touch their genitals.

## **Sexual exposure**

Where the perpetrator intentionally exposes their genitals in a sexual manner for the purposes of obtaining sexual gratification or to humiliate, distress or alarm the victim.

These crimes should not be cyber enabled, for example if a perpetrator exposes their genitals during a web chat this should be recorded as a 'Cause to view a sexual image' crime.

Examples:

- A male sits next to a female on a park bench and intentionally exposes his penis.
- A naked male is standing at a window of a house in full view of passers-by knowing that he is being watched.

## **Public indecency**

Where the perpetrator(s) indecently exposes themselves (for example streaking) or undertake sexual activity in a manner reckless as to who might see it.

Examples:

- A group of males drop their trousers in the street, outside a pub.
- A couple is observed having sexual intercourse in a secluded wooded area.

## **Voyeurism**

Where the perpetrator observes or records the victim undertaking a private act, or records an image beneath their clothing, without their consent. This is to obtain sexual gratification or to cause the victim humiliation, distress or alarm.

Examples:

- A person enters a public toilet and by looking underneath a toilet cubicle, observes another person using the toilet.
- A person installs a camera in public changing rooms, which allows the person to view people in cubicles getting changed.

## Findings

As noted earlier, this report presents information on a sample of 'Other sexual crimes' recorded by the police. It provides information about criminal activity of this type which has come to the attention of the police. It does not provide information on the characteristics of all 'Other sexual crimes' committed in society, since not all of these crimes are reported to the police.

Findings are primarily presented for 2016-17 as this provides the most up to date information on the characteristics of 'Other sexual crimes'. Where relevant we have drawn readers' attention to where there has been notable change since 2013-14.

There are several methods of calculating an average; in this report the median is used to present the average age of victims and perpetrators (i.e. the age at which half of individuals are older and half are younger).

The median has been used because the distribution of ages is skewed (particularly towards younger ages for victims). When using the mean to calculate the average of a skewed distribution, it is highly influenced by those values at the upper end of the distribution (i.e. the older ages) and may not be truly representative of the average age. By taking the middle value of the data, after sorting in ascending order, the median avoids this issue and is consequently considered a better indicator of typical "average" age.

Please note:

- Where no records were found a dash (-) has been used to signify this.
- Where a percentage figure is based on a low base, of less than five records, an asterisk (\*) has been used to signify this.
- Percentages are based on rows (apart from Table 17), and may not add up to 100% due to rounding.

Full tables detailing the findings from 2013-14 and 2016-17 can be found in [Annex B](#).

### Changes in the 'Other sexual crimes' category

'Other sexual crimes' have increased in recent years, making up 40% of all sexual crimes recorded by the police in 2016-17. This is an increase from 34% in 2013-14. The growth in 'Other sexual crimes' during this time accounted for around two-thirds of the total growth in police recorded sexual crimes.

Crimes of 'Communicating indecently' and 'Cause to view sexual activity or images' have been the driver of this increase ([Table 1](#)). These crimes now make up 50% of 'Other sexual crimes' compared to 29% in 2013-14. In 2016-17, collectively they accounted for 20% of all recorded sexual crimes.

Table 1: 'Other sexual crimes' recorded by police, 2013-14 to 2016-17

Crime type	No. of crimes recorded				Change 13-14 to 16-17	% change 13-14 to 16-17
	2013-14	2014-15	2015-16	2016-17		
<b>Total</b>	<b>2,901</b>	<b>3,555</b>	<b>4,254</b>	<b>4,360</b>	<b>1,459</b>	<b>50%</b>
Communicating indecently	605	906	1,180	1,166	561	93%
Cause to view sexual activity	229	431	690	1,030	801	350%
Indecent photos of children	621	603	645	649	28	5%
Sexual activity with older children	434	417	485	452	18	4%
Sexual exposure	523	648	536	357	-166	-32%
Public indecency	257	271	281	237	-20	-8%
Voyeurism	106	152	207	194	88	83%
Other	126	127	230	275	149	118%
<b>Total (as % of all sexual crimes)</b>	<b>34%</b>	<b>37%</b>	<b>41%</b>	<b>40%</b>		

Source: Recorded Crime in Scotland, 2016-17<sup>4</sup>

## Victim and perpetrator characteristics

Some 'Other sexual crimes' do not have a known perpetrator and (or) victim, and so this analysis only focuses on those crimes where the details of the victim or perpetrator were identifiable.

The vast majority of 'Other sexual crimes' have one victim and one perpetrator. However a small number of the crimes sampled featured multiple victims (and) or perpetrators. All of these details have been included in the analysis below.

Crimes of 'Indecent photos of children' and 'Public indecency' do not generally have an identifiable victim (though clearly given the nature of 'Indecent photos of children', the circumstances of these crimes do involve young people). According to crime recording rules the Procurator Fiscal should be noted in the crime record as the 'victim' for these two crime types. For this reason, these crimes have been excluded from the victim analysis, and analysis of the relationship between the victim and perpetrator.

For those crimes that do generally have an identifiable victim, we were unable to record the required information (gender, age, etc.) for 3% of victims in 2016-17. In around half of these cases, the victim was a police officer, with no further details in the crime record.

We were unable to identify the details of 14% of perpetrators in 2016-17. Whilst this is higher than the figure in 2013-14, it is likely that some of these perpetrators will be identified at a later date, with live police investigations still taking place.

<sup>4</sup> <http://www.gov.scot/Topics/Statistics/Browse/Crime-Justice/PubRecordedCrime>

Where we have identified the perpetrator's details, this is based on cases where the perpetrator has been apprehended by the police or failing that a description has been provided by the victim (or a witness).

## Victims

Over three-quarters of victims of 'Other sexual crimes' were female (79%, 2016-17) ([Table 5](#)). Whilst this varied slightly depending on the type of 'Other sexual crimes' (i.e. 74% of 'Sexual exposure' victims were female compared to 86% of 'Communicating indecently' victims) a clear majority of victims were female across all crime types.

Looking beyond this research at other sources, we are able to identify the victim of other types of recorded sexual crimes due to the way crimes are recorded for the National Statistics<sup>5</sup>. Where identifiable, 94% of crimes of 'Rape and attempted rape' and 87% of crimes of 'Sexual assault' had a female victim in 2016-17. This suggests that like crimes of 'Rape and attempted rape' and 'Sexual assault', victims of 'Other sexual crimes' are much more likely to be female than male.

The median age of victims was 15 years old in 2016-17, the same as in 2013-14. This varied by type of 'Other sexual crimes'. Victims of 'Communicating Indecently', 'Cause to view sexual activity or images' and 'Sexual activity with older children' all had a median age below 16 (albeit this would be expected for 'Sexual activity with older children'). In contrast victims of 'Sexual exposure' and 'Voyeurism' tended to be older, with a median age of 25 years and 22 years old respectively in 2016-17.

The age of victims is very clustered around younger age groups, with 59% of victims of 'Other sexual crimes' aged under 16 in 2016-17 ([Table 7](#)).

Whereas people aged 13 to 15 years accounted for 3% of Scotland's population<sup>6</sup>, they accounted for 38% of victims of 'Other sexual crimes' in 2016-17. This included 41% of victims of 'Communicating indecently' and 30% of victims of 'Cause to view sexual activity or images'. As would be expected given recording definitions, all crimes of 'Sexual activity with older children' have a victim aged between 13 and 15<sup>7</sup>.

Bringing together the information collected on the gender and age of victims, this research confirms that 45% of 'Other sexual crimes' victims in 2016-17 were females under the age of 16. This group makes up 8% of Scotland's population.

---

<sup>5</sup> <http://www.gov.scot/Topics/Statistics/Browse/Crime-Justice/PubRecordedCrime>

<sup>6</sup> [National Records of Scotland Mid-Year Population Estimates: 2016](#)

<sup>7</sup> Due to coding errors a very small number of cases had a victim under 13.



Crime records are not designed to assess how the victim felt about their experience of the crime, however in around 20% of the 'Other sexual crimes' sampled a reference to this was made. The words that came up most regularly were 'Alarmed', 'Upset', 'Shocked' and 'Uncomfortable'.

## **Perpetrators**

The vast majority of perpetrators of 'Other sexual crimes' were male (95%, 2016-17) ([Table 6](#)). 'Sexual activity with older children' was the only type of crime to have less than 90% male perpetrators (89%, 2016-17).

The median age of perpetrators was 29 years old in 2016-17, very similar to 2013-14 (28 years old). This varied by type of 'Other sexual crimes'. Perpetrators of 'Sexual activity with older children' tended to be younger with a median age of 18 (as noted earlier all the victims of this crime type will be aged between 13 and 15). In contrast perpetrators of 'Communicating indecently' and 'Cause to view sexual activity or images' had a median age of 28 and 25 respectively whereas the median age was above 30 for 'Indecent photos of children', 'Sexual exposure', 'Public indecency' and 'Voyeurism'.

Perpetrators of 'Other sexual crimes' are more diverse in age than victims - 14% of perpetrators were aged under 16 in 2016-17 ([Table 8](#)), compared to 59% of victims.

## **Relationship between victims and perpetrators**

The definitions used to classify the relationship between victims and perpetrators (where both are identifiable) are shown below:

- Relative - this would include any family members, guardians, step-parents, step-siblings.
- Partner or ex-partner - where the victim and perpetrator are in a relationship, or had been in one in the past.
- Acquaintances - may include friends, neighbours, colleagues, class mates, etc.
- Professional - this is primarily where the victim has come into contact with the perpetrator due to their occupation. This can include where the victim was a police or prison officer, a nurse, carer, teacher etc. It also includes a small number of cases where the perpetrator is the 'professional' responsible for the victim.
- Strangers - this is where the perpetrator was not known to the victim prior to the crime. Those cyber enabled crimes (i.e. where the internet was used as a means to commit the crime) that include a very short amount of time elapsing between a victim meeting a perpetrator online and the crime occurring have been included in the 'strangers' category.

As noted earlier, 'Indecent photos of children' and 'Public indecency' crimes have been excluded from the relationship analysis as they do not generally

have an identifiable victim; in most cases the Procurator Fiscal is noted as the 'victim'.

For those crimes that do generally have an identifiable victim, it wasn't possible to ascertain the relationship between the perpetrator and victim in 11% of cases in 2016-17.

In 2016-17, the most common relationship between a victim and perpetrator was strangers (42%) ([Table 9](#)). Despite this, in a majority of cases the victim and perpetrator were known to each other, either as acquaintances (37%), partners or ex-partners (10%) or relatives (5%). The remaining 6% of cases had some kind of professional relationship between the victim and perpetrator.

The relationship profile outlined above, whereby strangers are the most common group followed by acquaintances, holds for 'Communicating indecently', 'Cause to view sexual activity or images' and 'Sexual exposure'. In contrast the profile for 'Sexual activity with older children' is markedly different. These crimes are most commonly committed by an acquaintance (47%) or a partner / ex-partner (40%). They are rarely committed by strangers (9%).

## Reporting

There are several ways that the police may become aware of a crime.

The most common way that the police became aware of 'Other sexual crimes' was by the victim reporting it (39%, 2016-17) ([Table 10](#)).

The proportion of 'Other sexual crimes' reported by the victim varied depending on the type of crime. 'Voyeurism' (75%) and 'Sexual exposure' (68%) were most likely to be reported by the victim. This is compared to 42% of 'Communicating indecently' and 49% of 'Cause to view sexual activity or images'.

The police discovered 25% of 'Other sexual crimes' in 2016-17 through investigation, intelligence or witnessing the crime themselves. 'Indecent photos of children' were highly likely to be discovered this way (81%, 2016-17).

A relative or guardian of the victim (or in a small number of cases the perpetrator) reported 20% of 'Other sexual crimes' in 2016-17. This was highest for crimes of 'Cause to view sexual activity or images' (31%) and 'Communicating indecently' (26%).

A person with some form of professional responsibility towards the people involved in the crime (for example a social worker, teacher, or care home staff) reported 8% of 'Other sexual crimes' in 2016-17. This was highest for crimes of 'Sexual activity with older children' (19%).

'Public indecency' crimes were largely reported by a witness (75%, 2016-17). As previously mentioned, the Procurator Fiscal is noted as the 'victim' in this type of crime. This 'witness' is likely to be a member of the public who has seen and reported the crime.

## Non-recent crime

A crime is defined as non-recent if it has come to the attention of police, and therefore been recorded, more than 12 months after the crime took place. These can also be referred to as 'historic' crimes.

In 2016-17, 12% of 'Other sexual crimes' were non-recent (i.e. they took place more than 12 months before they were recorded) ([Table 11](#)). This has not changed significantly since 2013-14, when 11% of crimes were non-recent.

Comparing this finding with analysis of other categories of sexual crimes recorded by Police Scotland in 2016-17, suggests that 'Other sexual crimes' are far less likely to be non-recent than sexual crimes as a whole (30% of which was recorded more than 12 months after it happened) and 'Rape and attempted rape' (42%)<sup>8</sup>.

'Sexual activity with older children' crimes were the most likely to be non-recent (27%, 2016-17).

## Cyber enabled crimes

Cyber enabled crimes are where the internet has been used as a means to commit the crime (for example where a perpetrator communicates indecently by sending a message to a victim on social media). Crimes that weren't committed through the internet but involved some form of online communication prior to them occurring aren't classified as cyber enabled crimes. For example where a perpetrator arranges via social media to meet someone, and when they meet in person communicates indecently with them.

[Table 2](#) shows the total number of 'Other sexual crimes' recorded by the police and the proportion that were cyber enabled (based on the crimes sampled) in 2013-14 and 2016-17. The different types of 'Other sexual crimes' have been split into three broad categories:

- Crimes which are almost always cyber enabled ('Indecent photos of children')
- Crimes which can be cyber enabled but are often committed through other means ('Communicating indecently', 'Cause to view sexual activity or images', 'Sexual activity with older children', 'Voyeurism')

---

<sup>8</sup> <http://www.spa.police.uk/assets/126884/400419/performance>

- Crimes which by their definition can't be cyber enabled ('Sexual exposure', Public indecency')

Table 2: Cyber enabled 'Other sexual crimes' recorded by police, 2013-14 and 2016-17

Crime type	2013-14		2016-17		Change 13-14 to 16-17
	Total recorded	% cyber enabled	Total recorded	% cyber enabled	
<b>Total</b>	<b>2,901</b>	<b>38</b>	<b>4,360</b>	<b>51</b>	<b>1,459</b>
<b>Almost always cyber enabled</b>	<b>621</b>	<b>97</b>	<b>649</b>	<b>98</b>	<b>28</b>
Indecent photos of children	621	97	649	98	28
<b>Can be cyber enabled</b>	<b>1,374</b>	<b>34</b>	<b>2,842</b>	<b>53</b>	<b>1,468</b>
Communicating indecently	605	53	1,166	58	561
Cause to view sexual activity or images	229	63	1,030	71	801
Sexual activity with older children	434	-	452	8	18
Voyeurism	106	*	194	20	88
<b>Non-cyber enabled</b>	<b>780</b>	<b>n/a</b>	<b>594</b>	<b>n/a</b>	<b>-186</b>
Sexual exposure	523	n/a	357	n/a	-166
Public indecency	257	n/a	237	n/a	-20

Source: Recorded Crime in Scotland, 2016-17<sup>9</sup> and 'Other sexual crimes' research

In 2016-17, around half (51%) of 'Other sexual crimes' were cyber enabled. This is a significant increase since 2013-14, when 38% were cyber enabled. There are two main factors which have contributed to this increase.

The first is that those types of 'Other sexual crimes' which can be cyber enabled but are often committed through other means, have increased markedly (up from 1,374 in 2013-14 to 2,842 in 2016-17). In contrast there has been a fall in crimes which can't be cyber enabled (down from 780 to 594). Crimes which are almost always cyber enabled have remained relatively stable (up from 621 to 649).

The increase in crimes which can be cyber enabled means they now account for a much greater proportion of all 'Other sexual crimes' (up from 47% in 2013-14 to 65% in 2016-17), whereas the proportion made up of crimes which can't be cyber enabled has fallen (down from 27% to 14%).

The second factor is that for those types of 'Other sexual crimes' which can be cyber enabled, the proportion of those crimes which actually were cyber enabled has also increased significantly, up from 34% in 2013-14 to 53% in 2016-17. This includes crimes of 'Cause to view sexual activity or images' (of

<sup>9</sup> <http://www.gov.scot/Topics/Statistics/Browse/Crime-Justice/PubRecordedCrime>

which 71% were cyber enabled in 2016-17), 'Communicating indecently' (58%), 'Voyeurism' (20%) and 'Sexual activity with older children' (8%).

The research found that whilst the clear majority of crimes of 'Voyeurism' and 'Sexual activity with older children' are not cyber enabled, there can be cases which have been committed using the internet. In the case of 'Voyeurism' this could be where a victim has been recorded carrying out a sexual act during a video call without their knowledge. For 'Sexual activity with older children' this could be where, following encouragement via social media by the perpetrator, a person aged 13 to 15 has sent back images of themselves engaged in sexual activity.

The two factors outlined above explain why the proportion of all 'Other sexual crimes' that is cyber enabled has increased significantly between 2013-14 and 2016-17.

This research allows an estimate to be made of the number of 'Other sexual crimes' that were cyber enabled in 2013-14 and 2016-17. This suggests that they have doubled, increasing by 1,122 from 1,102 (which is 38% of the 2,901 'Other sexual crimes' recorded in 2013-14) to 2,224 (which is 51% of the 4,360 'Other sexual crimes' recorded in 2016-17) ([Table 3](#)).

The estimated increase in cyber enabled 'Other sexual crimes' can be compared to the growth in both 'Other sexual crimes' (up 1,459 between 2013-14 and 2016-17) and all sexual crimes (up 2,218). This comparison suggests that the growth in cyber enabled 'Other sexual crimes' between 2013-14 and 2016-17 has contributed around three-quarters (77%) to the growth in 'Other sexual crimes' and around half (51%) to the growth in all sexual crimes recorded during this period.

Table 3: Estimated growth in cyber enabled ‘Other sexual crimes’ recorded by police, 2013-14 to 2016-17

Crime type	No. of crimes recorded		Change 13-14 to 16-17
	2013-14	2016-17	
<b>Sexual crimes total</b>	<b>8,604</b>	<b>10,822</b>	<b>+ 2,218</b>
<b>‘Other sexual crimes’ total</b>	<b>2,901</b>	<b>4,360</b>	<b>+ 1,459</b>
Estimate of ‘Other sexual crimes’ that <b>were</b> cyber enabled	1,102	2,224	+ 1,122
Estimate of ‘Other sexual crimes’ that <b>were not</b> cyber enabled	1,799	2,136	+ 337

Source: Recorded Crime in Scotland, 2016-17<sup>10</sup> and ‘Other sexual crimes’ research

### ‘Communicating indecently’ and ‘Cause to view sexual activity or images’ - Victims and perpetrators

The crimes of ‘Communicating indecently’ and ‘Cause to view sexual activity or images’ now account for half of ‘Other sexual crimes’. These crimes can be cyber enabled and generally have identifiable victims and perpetrators.

The characteristics of these crimes can vary significantly depending on whether or not they were cyber enabled.

There wasn’t a significant difference in the gender of victims or perpetrators. For both cyber enabled crimes and non-cyber enabled crimes of this type, more than 80% of victims were female ([Table 13](#)) and around 95% of perpetrators were male in 2016-17 ([Table 14](#)).

However, the age profile of both victims and perpetrators varied depending on whether or not these crimes were cyber enabled.

Victims tended to be much younger where these crimes were cyber enabled, with a median age of 14 in 2016-17 (and almost three-quarters under 16) ([Table 15](#)). This compares to a median age of 23 where these crimes were not cyber enabled (with only a third aged under 16).

Perpetrators also tended to be much younger where these crimes were cyber enabled, with a median age of 18 in 2016-17 (with a quarter under 16 and more than half under 20) ([Table 16](#)). This compares to a median age of 36 where these crimes were not cyber enabled (with only 8% under 16 and 16% under 20).

The analysis above demonstrates that these crimes tend to involve a perpetrator targeting someone who is younger than them. Where these crimes

<sup>10</sup> <http://www.gov.scot/Topics/Statistics/Browse/Crime-Justice/PubRecordedCrime>

were cyber enabled the median age of a perpetrator is around four years older than the median age of a victim (18 compared to 14). This is much smaller than when these crimes were not cyber enabled, where the median age of a perpetrator was around 13 years older than the median age of a victim (36 compared to 23).

Comparing victims and perpetrators of these crimes also suggests that around a quarter (24%) of cyber enabled crimes of 'Communicating indecently' and 'Cause to view sexual activity or images' were committed by a perpetrator under 16 years old against a victim who was also under 16 ([Table 17](#)). A further 28% of these crimes were committed by a perpetrator aged between 16 and 19 against a victim who was under 16 ([Chart 2](#)). This compares to 8% and 5% of non-cyber enabled crimes of 'Communicating indecently' and 'Cause to view sexual activity or images' respectively ([Chart 3](#)).



Chart 2: Flow diagram showing age of perpetrators and victims for **cyber enabled** crimes of 'Communicating indecently' and 'Cause to view sexual activity or images' crimes, 2016-17

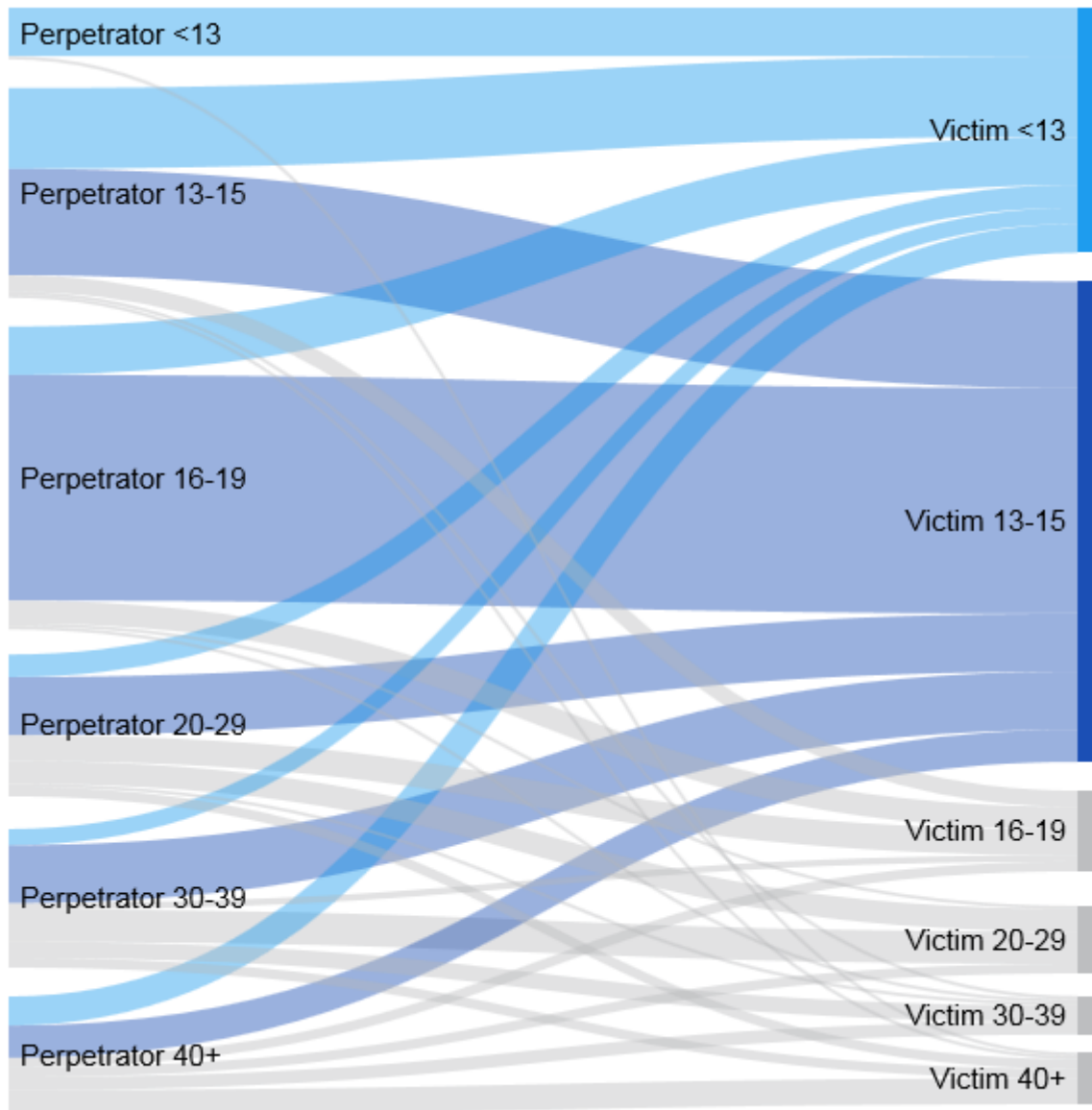
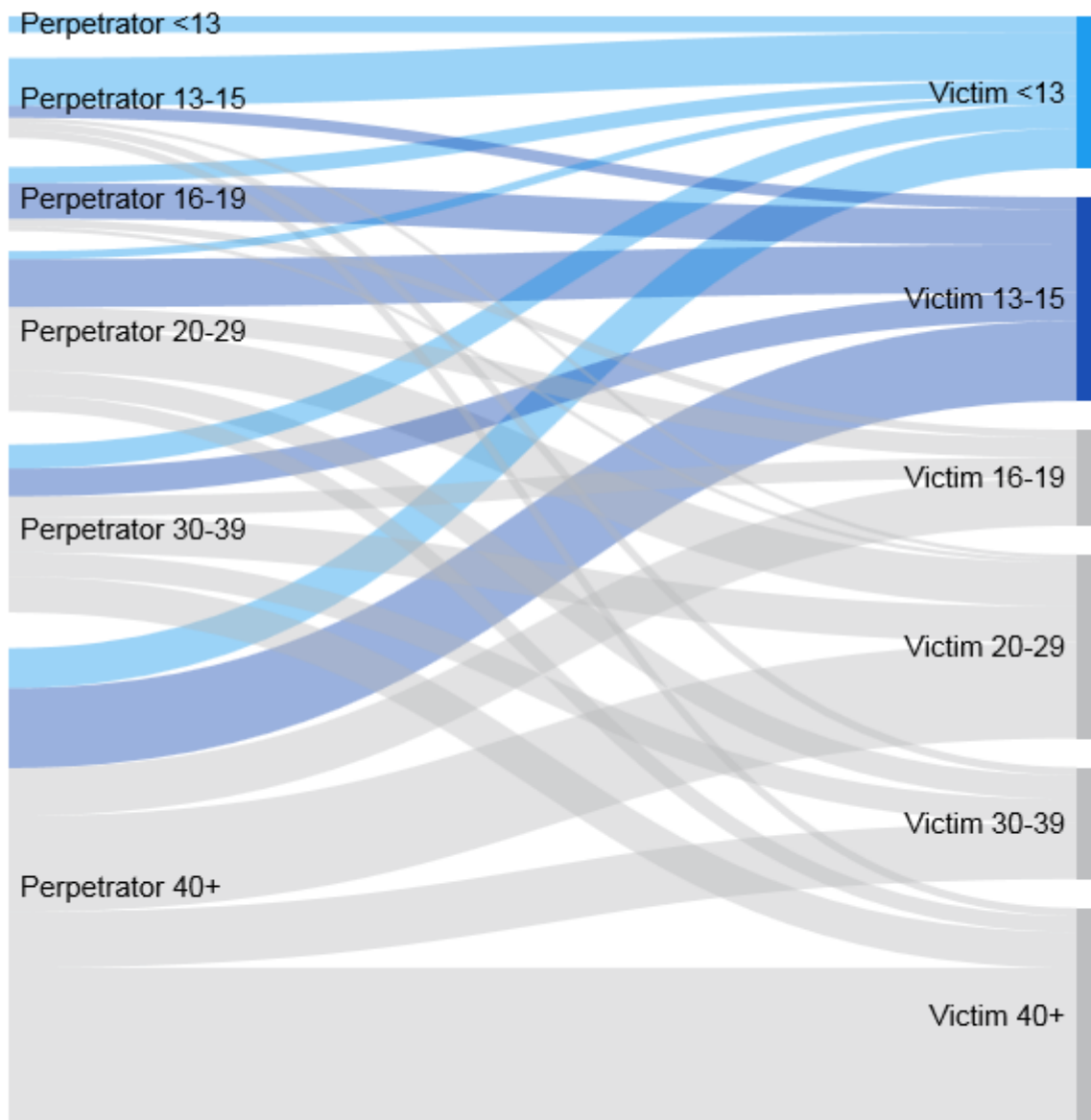




Chart 3: Flow diagram showing age of perpetrators and victims for **non-cyber enabled** crimes of 'Communicating indecently' and 'Cause to view sexual activity or images' crimes, 2016-17



The relationship between victims and perpetrators also varied depending on whether or not these crimes were cyber enabled.

Victims of cyber enabled crimes of 'Communicating indecently' and 'Cause to view sexual activity or images' were most often an acquaintance of the perpetrator (47% in 2016-17), just ahead of strangers (44%) ([Table 18](#)). In contrast, where these crimes were not cyber enabled - around half (52%) were strangers and only 26% were acquaintances.

Finally the person reporting these crimes to the police also varied depending on whether or not these crimes were cyber enabled.

Reflecting that victims of cyber enabled crimes of 'Communicating indecently' and 'Cause to view sexual activity or images' tended to be younger, these crimes were most commonly reported by a relative or guardian (38% in 2016-17), followed by the victim themselves (34%) ([Table 19](#)). In contrast, where these crimes were not cyber enabled - 65% were reported by the victim and only 11% were reported by a relative or guardian.

## **Devices and applications**

Where detailed, the device used (by the victim or perpetrator) in the vast majority of cyber enabled crimes of 'Communicating Indecently' and 'Cause to view sexual activity or images' was a mobile phone. This compares to 'Indecent photos of children' crimes - where the most common device was a computer (PC or laptop).

Websites or applications (apps) were mentioned in over 90% of the cyber enabled crimes of 'Communicating indecently' and 'Cause to view sexual activity or images' in both 2013-14 and 2016-17.

In 2013-14, where a website or app has been mentioned, Facebook (including Messenger) was referred to in 49% of crimes. The number of crimes which mentioned Facebook was far higher in 2016-17, however this represented a lower proportion (41%) of these crimes as use of other websites and apps became more widespread.

Again where reference has been made to a website or app, Snapchat was very rarely noted in 2013-14 cyber enabled crimes of 'Communicating Indecently' and 'Cause to view sexual activity or images', but was the second most prevalent website or app in 2016-17 (referred to in 32% of crimes). Likewise, Instagram was rarely mentioned in 2013-14, however it featured in 10% of these crimes in 2016-17 - making it the third most common website or app in the crimes reviewed for that year.

## **Location**

Many 'Other sexual crimes' do not happen when the victim and perpetrator are in the same location - for example the vast majority of cyber enabled crimes<sup>11</sup>. This can make it difficult to pin point exactly where these crimes took place. For this reason the location analysis presented below only includes those crimes where the victim (or witness in crimes of 'Public indecency') and

---

<sup>11</sup> A very small proportion of cyber enabled crimes will have a victim and perpetrator in the same location, such as when a perpetrator shows someone an image on a phone which has been sourced from the internet.

perpetrator were in the same location when the crime took place. This means that nearly all cyber enabled crimes do not feature in this analysis.

In 2016-17, of those 'Other sexual crimes' with an identifiable victim (or witness), 55% took place where the victim (or witness) and perpetrator were in the same location.

The most common type of location was a private dwelling / garden, accounting for 41% of these crimes in 2016-17 ([Table 20](#)). This was followed by open areas (streets, parks, paths, etc.) which accounted for 34% of these crimes.

Almost a quarter (or 23%) of those crimes of 'Communicating indecently' that had a victim and perpetrator in the same location, took place in a Public Sector setting. This includes police stations, prisons, social care facilities, hospitals, etc. This is higher than for other types of 'Other sexual crimes'.

Crimes of 'Voyeurism' with the victim and perpetrator in the same location were more likely to take place in a private business setting (26%, 2016-17) than other types of 'Other sexual crimes'. This includes shops, restaurants, hotels, pubs, leisure facilities, etc.

## **Alcohol and drugs**

A number of records make reference to the consumption of alcohol and (or) drugs. This could be in reference to the perpetrator(s), the victim(s) or both. This doesn't necessarily mean that it was a causal factor in these crimes. At the same time alcohol or drugs may have been consumed prior to some of these crimes taking place, but not referenced in the crime record.

This analysis focuses on crimes which are not cyber enabled. This is because alcohol or drugs were mentioned in only a few of these crimes, perhaps due to it being more difficult to ascertain whether the victim(s) or perpetrator(s) were under the influence of alcohol or drugs at the time these crimes took place.

In 2016-17, around 1 in 5 (18%) of 'Other sexual crimes' which were not cyber enabled made a reference to alcohol ([Table 21](#)). This was highest for crimes of 'Communicating indecently' (32%, 2016-17).

At the same time, 4% of 'Other sexual crimes' which were not cyber enabled made a reference to drugs.

# Annexes

## Annex A

Table 4: Number of 'Other sexual crimes' recorded by police and number sampled, 2013-14 and 2016-17

Crime type Crime	Number of crimes recorded			Number of crimes sampled		
	2013-14	2016-17	Total	2013-14	2016-17	Total
<b>Communicating indecently</b>	<b>605</b>	<b>1,166</b>	<b>1,771</b>	<b>170</b>	<b>315</b>	<b>485</b>
Communicating indecently	258	704	962	72	189	261
Communicating indecently with young child (under 13)	103	225	328	27	60	87
Communicate indecently older child (13-15)	244	237	481	71	66	137
<b>Cause to view sexual activity or images</b>	<b>229</b>	<b>1,030</b>	<b>1,259</b>	<b>59</b>	<b>285</b>	<b>344</b>
Coercing a person into being present/ looking at sexual activity	85	639	724	23	173	196
Cause young child to be present/ look at sexual activity (under 13)	71	260	331	15	67	82
Causing an older child (13-15) to be present/ look at sexual activity	73	131	204	21	45	66
<b>Indecent photos of children</b>	<b>621</b>	<b>649</b>	<b>1,270</b>	<b>171</b>	<b>178</b>	<b>349</b>
Taking, distribution, possession etc of indecent photos of children	621	649	1,270	171	178	349
<b>Sexual activity with older children (13-15)</b>	<b>434</b>	<b>452</b>	<b>886</b>	<b>123</b>	<b>113</b>	<b>236</b>
Intercourse with older male child (13-15)	11	11	22	4	7	11
Intercourse with older female child (13-15)	217	196	413	60	50	110
Penetrative sexual activity with older male child (13-15)	1	2	3	-	1	1
Penetrative sexual activity with older female child (13-15)	19	29	48	5	5	10
Sexual activity with older male child (13-15)	17	22	39	7	8	15
Sexual activity with older female child (13-15)	53	56	109	16	12	28
Cause older male child (13-15) to participate in sexual activity	2	12	14	1	2	3
Cause older female child (13-15) to participate in sexual activity	13	36	49	-	10	10
Older male child (13-15) engaging in sexual conduct with another older child	18	29	47	3	8	11
Older female child (13-15) engaging in sexual conduct with another older child	22	27	49	8	6	14
Sexual intercourse with child under 16	61	32	93	19	4	23
<b>Sexual exposure</b>	<b>523</b>	<b>357</b>	<b>880</b>	<b>144</b>	<b>103</b>	<b>247</b>
Sexual exposure to a young child (under 13)	59	45	104	18	15	33
Sexual exposure older child (13-15)	39	26	65	10	8	18
Sexual exposure	425	286	711	116	80	196
<b>Public indecency</b>	<b>257</b>	<b>237</b>	<b>494</b>	<b>69</b>	<b>64</b>	<b>133</b>
Public indecency	257	237	494	69	64	133
<b>Voyeurism</b>	<b>106</b>	<b>194</b>	<b>300</b>	<b>29</b>	<b>54</b>	<b>83</b>
Voyeurism young child (under 13)	15	22	37	6	8	14
Voyeurism older child (13-15)	9	14	23	1	1	2
Voyeurism	82	158	240	22	45	67
<b>Other</b>	<b>126</b>	<b>275</b>	<b>401</b>	<b>35</b>	<b>76</b>	<b>111</b>
Incest	11	5	16	4	1	5
Illegal homosexual acts	53	111	164	15	35	50
Attempt to commit unnatural crimes	8	11	19	3	2	5
Carnal knowledge of mentally disordered person	-	-	-	1	-	1
Conspiracy to commit sexual acts outside the U.K.	1	3	4	1	1	2
Grooming of children for purposes of sexual offences	25	47	72	1	10	11
Procuration of sexual services from child under 18	2	4	6	1	1	2
Sexual abuse of trust of person under 18	13	11	24	3	4	7
Sexual abuse of trust of mentally disordered person	3	4	7	1	2	3
Bestiality	1	1	2	-	1	1
Administering a substance for sexual purposes	4	9	13	1	3	4
Possession of extreme pornography	-	67	67	4	16	20
Householder permitting carnal knowledge of mentally disordered person	-	-	-	-	-	-
Abducting girl under 18 woman mental disordered	1	-	1	-	-	-
Person with custody & care of girl or other causing her seduction	-	1	1	-	-	-
Procuration of child under 18 for pornography	4	1	5	-	-	-
<b>Total</b>	<b>2,901</b>	<b>4,360</b>	<b>7,261</b>	<b>800</b>	<b>1,188</b>	<b>1,988</b>

## Annex B

Please note:

- Where no records were found a dash (-) has been used to signify this.
- Where a percentage figure is based on a low base, of less than five records, an asterisk (\*) has been used to signify this.
- Percentages are based on rows (apart from Table 17), and may not add up to 100% due to rounding.

Table 5: Gender of victims (where identifiable) by crime type, 2013-14 and 2016-17

Crime type	2013-14			2016-17		
	Percentage Male	Percentage Female	Number sampled	Percentage Male	Percentage Female	Number sampled
<b>Total</b>	<b>18</b>	<b>82</b>	<b>599</b>	<b>21</b>	<b>79</b>	<b>1,035</b>
Communicating indecently	6	94	172	14	86	345
Cause to view sexual activity or images	18	82	65	19	81	336
Sexual activity with older children	12	88	120	18	82	113
Sexual exposure	22	78	183	26	74	125
Voyeurism	18	82	28	22	78	58

Table 6: Gender of perpetrators (where identifiable) by crime type, 2013-14 and 2016-17

Crime type	2013-14			2016-17		
	Percentage Male	Percentage Female	Number sampled	Percentage Male	Percentage Female	Number sampled
<b>Total</b>	<b>96</b>	<b>4</b>	<b>800</b>	<b>95</b>	<b>5</b>	<b>1,096</b>
Communicating indecently	98	*	161	97	3	274
Cause to view sexual activity or images	98	*	57	94	6	234
Indecent photos of children	93	7	174	96	4	178
Sexual activity with older children	92	8	124	89	11	111
Sexual exposure	100	-	144	100	-	103
Public indecency	93	7	75	91	9	69
Voyeurism	96	*	28	92	*	50

Table 7: Age of victims (where identifiable) by crime type, 2013-14 and 2016-17

Crime type	Percentage								Median age	Number sampled
	under 13	13-15	16-19	20-29	30-39	40-49	50-59	60+		
<b>2016-17</b>										
<b>Total</b>	<b>21</b>	<b>38</b>	<b>9</b>	<b>12</b>	<b>7</b>	<b>7</b>	<b>4</b>	<b>2</b>	<b>15</b>	<b>1,001</b>
Communicating indecently	22	41	10	9	7	5	3	*	14	321
Cause to view sexual activity or images	23	30	9	16	7	10	4	*	15	328
Sexual activity with older children	*	98	-	-	-	-	-	-	14	113
Sexual exposure	19	10	12	17	11	14	10	7	25	123
Voyeurism	16	12	10	31	16	16	-	-	22	58
<b>2013-14</b>										
<b>Total</b>	<b>15</b>	<b>44</b>	<b>8</b>	<b>11</b>	<b>7</b>	<b>7</b>	<b>5</b>	<b>2</b>	<b>15</b>	<b>588</b>
Communicating indecently	16	53	8	7	5	6	*	*	15	167
Cause to view sexual activity or images	24	37	11	10	8	8	*	-	15	63
Sexual activity with older children	*	98	-	-	-	-	-	-	14	120
Sexual exposure	14	10	9	23	14	14	12	4	27	182
Voyeurism	31	*	*	*	*	*	-	*	20	26

Table 8: Age of perpetrators (where identifiable) by crime type, 2013-14 and 2016-17

Crime type	Percentage								Median age	Number sampled
	under 13	13-15	16-19	20-29	30-39	40-49	50-59	60+		
<b>2016-17</b>										
<b>Total</b>	<b>3</b>	<b>11</b>	<b>18</b>	<b>19</b>	<b>18</b>	<b>15</b>	<b>10</b>	<b>6</b>	<b>29</b>	<b>1,049</b>
Communicating indecently	*	16	21	16	17	17	6	6	28	263
Cause to view sexual activity or images	6	14	22	18	15	15	7	4	25	225
Indecent photos of children	*	7	11	16	19	15	20	10	37	178
Sexual activity with older children	*	14	39	26	11	5	*	*	18	109
Sexual exposure	*	5	6	22	22	16	13	14	37	100
Public indecency	-	*	*	25	29	19	12	*	35	59
Voyeurism	*	*	*	26	21	19	12	-	31	42
<b>2013-14</b>										
<b>Total</b>	<b>1</b>	<b>8</b>	<b>18</b>	<b>26</b>	<b>17</b>	<b>13</b>	<b>11</b>	<b>7</b>	<b>28</b>	<b>775</b>
Communicating indecently	*	8	18	36	11	11	6	8	26	158
Cause to view sexual activity or images	*	*	23	29	13	12	*	*	24	52
Indecent photos of children	-	3	3	20	25	18	19	11	39	173
Sexual activity with older children	-	15	45	24	8	*	5	*	18	123
Sexual exposure	*	8	9	22	22	16	12	9	33	138
Public indecency	*	7	22	28	16	9	10	*	26	69
Voyeurism	-	*	*	*	*	20	20	*	35	25

Table 9: Relationship between victim and perpetrator (where identifiable) by crime type, 2013-14 and 2016-17

Crime type	Percentage					Number sampled
	Strangers <sup>1</sup>	Acquaintance <sup>2</sup>	Partner or Ex-Partner <sup>3</sup>	Professional <sup>4</sup>	Relative <sup>5</sup>	
<b>2016-17</b>						
<b>Total</b>	<b>42</b>	<b>37</b>	<b>10</b>	<b>6</b>	<b>5</b>	<b>935</b>
Communicating indecently	50	36	4	7	2	308
Cause to view sexual activity or images	45	39	9	3	5	282
Sexual activity with older children	9	47	40	-	5	111
Sexual exposure	65	23	*	5	6	124
Voyeurism	34	34	21	11	-	53
<b>2013-14</b>						
<b>Total</b>	<b>41</b>	<b>36</b>	<b>11</b>	<b>6</b>	<b>6</b>	<b>572</b>
Communicating indecently	46	37	3	8	7	156
Cause to view sexual activity or images	27	43	13	*	13	60
Sexual activity with older children	9	54	33	-	*	117
Sexual exposure	67	24	*	6	*	181
Voyeurism	52	26	*	*	*	27

Notes:

1. Strangers - this is where the perpetrator was not known to the victim prior to the crime. Those cyber enabled crimes (i.e. where the internet was used as a means to commit the crime), that include a very short amount of time elapsing between a victim meeting a perpetrator online and the crime occurring have been included in the 'strangers' category.
2. Acquaintances - may include friends, neighbours, colleagues, class mates, etc.
3. Partner or ex-partner - where the victim and perpetrator are in a relationship, or had been in one in the past.
4. Professional - this is primarily where the victim has come into contact with the perpetrator due to their occupation. This can include where the victim was a police or prison officer, a nurse, carer, teacher, etc. It also includes a small number of cases where the perpetrator is the 'professional' responsible for the victim.
5. Relative - this would include any family members, guardians, step-parents, step-siblings.



Table 10: How crimes are reported / come to the attention of police by crime type, 2013-14 and 2016-17

Crime type	Percentage					Number sampled
	Victim	Police <sup>1</sup>	Relative or Guardian	Witness / other	Responsible person <sup>2</sup>	
<b>2016-17</b>						
<b>Total</b>	<b>39</b>	<b>25</b>	<b>20</b>	<b>9</b>	<b>8</b>	<b>1,137</b>
Communicating indecently	42	18	26	5	10	301
Cause to view sexual activity or images	49	9	31	4	8	273
Indecent photos of children	6	81	4	4	5	170
Sexual activity with older children	30	20	23	8	19	107
Sexual exposure	68	5	17	6	5	102
Public indecency	-	20	*	75	-	61
Voyeurism	75	*	10	*	*	52
<b>2013-14</b>						
<b>Total</b>	<b>33</b>	<b>27</b>	<b>19</b>	<b>15</b>	<b>5</b>	<b>751</b>
Communicating indecently	33	21	33	9	6	163
Cause to view sexual activity or images	39	14	23	16	9	57
Indecent photos of children	3	83	8	4	*	155
Sexual activity with older children	25	17	42	*	13	110
Sexual exposure	78	*	9	8	4	139
Public indecency	-	10	*	82	*	67
Voyeurism	59	*	*	34	-	29

Notes:

1. Police discover crime through investigation, intelligence, or are witness to the crime.
2. A person with some form of professional responsibility towards the people involved in the crime (for example a social worker, teacher, or care home staff)

Table 11: Crimes which are non-recent (i.e. come to the attention of the police more than twelve months after the crime has taken place) by crime type, 2013-14 and 2016-17

Crime type	Percentage		Number sampled
	Recent	Non-recent	
<b>2016-17</b>			
<b>Total</b>	<b>88</b>	<b>12</b>	<b>1,188</b>
Communicating indecently	91	9	315
Cause to view sexual activity or images	94	6	285
Indecent photos of children	92	8	178
Sexual activity with older children	73	27	113
Sexual exposure	96	*	103
Public indecency	98	*	64
Voyeurism	91	9	54
<b>2013-14</b>			
<b>Total</b>	<b>89</b>	<b>11</b>	<b>800</b>
Communicating indecently	87	13	170
Cause to view sexual activity or images	92	8	59
Indecent photos of children	95	5	171
Sexual activity with older children	78	22	123
Sexual exposure	99	*	144
Public indecency	100	-	69
Voyeurism	90	*	29

Table 12: Crimes which are cyber enabled (i.e. where the internet was used as a means to commit the crime) by crime type, 2013-14 and 2016-17

Crime type	Percentage		Number sampled
	Cyber	Not cyber	
<b>2016-17</b>			
<b>Total</b>	<b>51</b>	<b>49</b>	<b>1,188</b>
Communicating indecently	58	42	315
Cause to view sexual activity or images	71	29	285
Indecent photos of children	98	*	178
Sexual activity with older children	8	92	113
Sexual exposure	-	100	103
Public indecency	-	100	64
Voyeurism	20	80	54
<b>2013-14</b>			
<b>Total</b>	<b>38</b>	<b>62</b>	<b>800</b>
Communicating indecently	53	47	170
Cause to view sexual activity or images	63	37	59
Indecent photos of children	97	3	171
Sexual activity with older children	-	100	123
Sexual exposure	*	98	144
Public indecency	-	100	69
Voyeurism	*	97	29

Table 13: Gender of victims (where identifiable), for ‘Communicating indecently’ and ‘Cause to view sexual activity or images’ crimes, by whether cyber enabled, 2013-14 and 2016-17

Crime type	Percentage		Number sampled
	Male	Female	
<b>2016-17</b>			
Cyber enabled	16	84	411
Not cyber enabled	18	82	270
<b>2013-14</b>			
Cyber enabled	8	92	126
Not cyber enabled	12	88	111

Table 14: Gender of perpetrators (where identifiable), for ‘Communicating indecently’ and ‘Cause to view sexual activity or images’ crimes, by whether cyber enabled, 2013-14 and 2016-17

Crime type	Percentage		Number sampled
	Male	Female	
<b>2016-17</b>			
Cyber enabled	4	96	290
Not cyber enabled	6	94	218
<b>2013-14</b>			
Cyber enabled	*	98	118
Not cyber enabled	*	98	100

Table 15: Age of victims (where identifiable), for ‘Communicating indecently’ and ‘Cause to view sexual activity or images’ crimes, by whether cyber enabled, 2013-14 and 2016-17

Crime type	under 13	13-15	16-19	20-29	30-39	40-49	Percentage		Median age	Number sampled
							50-59	60+		
<b>2016-17</b>										
Cyber enabled	27	47	9	7	4	4	*	*	14	405
Not cyber enabled	15	17	10	22	13	13	8	2	23	244
<b>2013-14</b>										
Cyber enabled	20	62	6	6	*	*	*	-	14	125
Not cyber enabled	16	33	12	10	9	11	5	*	16	105

Table 16: Age of perpetrators (where identifiable), for ‘Communicating indecently’ and ‘Cause to view sexual activity or images’ crimes, by whether cyber enabled, 2013-14 and 2016-17

Crime type	under 13	13-15	16-19	20-29	30-39	40-49	Percentage		Median age	Number sampled
							50-59	60+		
<b>2016-17</b>										
Cyber enabled	4	22	31	15	15	8	3	2	18	279
Not cyber enabled	*	6	8	19	18	27	11	10	36	209
<b>2013-14</b>										
Cyber enabled	*	10	26	46	7	5	*	-	23	112
Not cyber enabled	*	6	12	21	17	18	9	14	34	98

Table 17: Age of perpetrators by age of victim (where identifiable), for 'Communicating indecently' and 'Cause to view sexual activity or images' crimes, by whether cyber enabled, 2016-17

		Victim Age							% of total	Row %	Number sampled
		under 13	13-15	16-19	20-29	30-39	40-49	50-59	60+		
<b>2016-17</b>											
<b>Cyber enabled crimes</b>											
<b>Perpetrator Age</b>	under 13	5	-	-	-	-	*	-	-	5	16
	13-15	8	11	2	-	*	*	-	-	22	65
	16-19	5	23	2	*	*	-	-	-	31	94
	20-29	2	6	3	2	*	*	-	-	15	44
	30-39	2	6	*	3	2	*	*	*	14	43
	40-49	2	*	*	*	*	*	*	*	8	23
	50-59	*	2	-	-	*	-	*	-	3	8
	60+	*	*	-	*	*	-	-	-	2	6
	<b>Column %</b>	<b>25</b>	<b>50</b>	<b>8</b>	<b>7</b>	<b>4</b>	<b>3</b>	<b>*</b>	<b>*</b>	<b>100</b>	<b>299</b>
<b>Non-cyber enabled crimes</b>											
<b>Perpetrator Age</b>	under 13	*	-	-	-	-	-	-	-	*	4
	13-15	5	*	-	*	*	*	*	-	8	20
	16-19	2	4	*	*	-	-	-	-	7	16
	20-29	*	5	2	5	2	*	*	*	17	40
	30-39	*	3	2	4	2	3	*	-	17	42
	40-49	2	6	3	7	2	5	*	*	27	66
	50-59	*	*	*	2	*	2	2	*	12	30
	60+	*	*	*	*	3	2	*	-	10	23
	<b>Column %</b>	<b>16</b>	<b>21</b>	<b>10</b>	<b>19</b>	<b>12</b>	<b>13</b>	<b>7</b>	<b>2</b>	<b>100</b>	<b>241</b>

Table 18: Relationship between victim and perpetrator (where identifiable), for ‘Communicating indecently’ and ‘Cause to view sexual activity or images’ crimes, by whether cyber enabled, 2013-14 and 2016-17

Crime type	Percentage					Number sampled
	Strangers <sup>1</sup>	Acquaintance <sup>2</sup>	Partner or Ex-Partner <sup>3</sup>	Professional <sup>4</sup>	Relative <sup>5</sup>	
<b>2016-17</b>						
Cyber enabled	44	47	6	*	2	331
Not cyber enabled	52	26	6	10	6	259
<b>2013-14</b>						
Cyber enabled	49	33	10	*	6	102
Not cyber enabled	30	44	*	12	12	114

Notes:

6. Strangers - this is where the perpetrator was not known to the victim prior to the crime. Those cyber enabled crimes (i.e. where the internet was used as a means to commit the crime), that include a very short amount of time elapsing between a victim meeting a perpetrator online and the crime occurring have been included in the ‘strangers’ category.
7. Acquaintances - may include friends, neighbours, colleagues, class mates, etc.
8. Partner or ex-partner - where the victim and perpetrator are in a relationship, or had been in one in the past.
9. Professional - this is primarily where the victim has come into contact with the perpetrator due to their occupation. This can include where the victim was a police or prison officer, a nurse, carer, teacher, etc. It also includes a small number of cases where the perpetrator is the ‘professional’ responsible for the victim.
10. Relative - this would include any family members, guardians, step-parents, step-siblings.

Table 19: How crimes are reported / come to the attention of police, for ‘Communicating indecently’ and ‘Cause to view sexual activity or images’ crimes, by whether cyber enabled, 2013-14 and 2016-17

Crime type	Victim	Police <sup>1</sup>	Relative or Guardian	Witness / other	Percentage	Number sampled
					Responsible person <sup>2</sup>	
<b>2016-17</b>						
Cyber enabled	34	15	38	2	11	364
Not cyber enabled	65	11	11	9	5	210
<b>2013-14</b>						
Cyber enabled	18	28	37	8	9	122
Not cyber enabled	54	8	21	13	*	98

Notes:

1. Police discover crime through investigation, intelligence, or are witness to the crime.
2. A person with some form of professional responsibility towards the people involved in the crime (for example a social worker, teacher, or care home staff)



Table 20: Location where the crime was committed (when the perpetrator and victim were in the same location) by crime type, 2013-14 and 2016-17

Crime type	Percentage					Number sampled
	Private dwelling / garden	Open area <sup>1</sup>	Private business <sup>2</sup>	Public Sector <sup>3</sup>	Public Transport <sup>4</sup>	
<b>2016-17</b>						
<b>Total</b>	<b>41</b>	<b>34</b>	<b>12</b>	<b>9</b>	<b>4</b>	<b>541</b>
Communicating indecently	21	34	12	23	11	101
Cause to view sexual activity or images	44	34	12	*	*	82
Sexual activity with older children	57	29	10	*	*	105
Sexual exposure	27	50	13	6	*	103
Public indecency	20	59	10	*	*	61
Voyeurism	63	*	26	*	-	38
<b>2013-14</b>						
<b>Total</b>	<b>43</b>	<b>39</b>	<b>10</b>	<b>6</b>	<b>2</b>	<b>449</b>
Communicating indecently	33	38	16	9	*	55
Cause to view sexual activity or images	69	*	*	-	-	16
Sexual activity with older children	76	22	-	*	-	117
Sexual exposure	26	53	9	8	4	140
Public indecency	12	71	12	*	*	66
Voyeurism	38	*	54	-	-	26

Table 21: Non-cyber enabled crimes which made a reference to alcohol by crime type, 2013-14 and 2016-17

Crime type	Percentage		Number sampled
	Yes	No	
<b>2016-17</b>			
<b>Total</b>	<b>18</b>	<b>82</b>	<b>583</b>
Communicating indecently	32	68	131
Cause to view sexual activity or images	12	88	84
Indecent photos of children	-	*	4
Sexual activity with older children	13	88	104
Sexual exposure	16	84	103
Public indecency	22	78	64
Voyeurism	21	79	43
<b>2013-14</b>			
<b>Total</b>	<b>20</b>	<b>80</b>	<b>498</b>
Communicating indecently	26	74	80
Cause to view sexual activity or images	*	82	22
Indecent photos of children	-	100	5
Sexual activity with older children	25	75	123
Sexual exposure	12	88	141
Public indecency	32	68	69
Voyeurism	*	93	28

### How to access background or source data

The data collected for this social research publication:

- are available in more detail through [statistics.gov.scot](https://statistics.gov.scot)
- are available via an alternative route
- may be made available on request, subject to consideration of legal and ethical factors. Please contact [JusticeAnalysts@gov.scot](mailto:JusticeAnalysts@gov.scot) for further information.
- cannot be made available by Scottish Government for further analysis as Scottish Government is not the data controller.



© Crown copyright 2017

You may re-use this information (excluding logos and images) free of charge in any format or medium, under the terms of the Open Government Licence. To view this licence, visit <http://www.nationalarchives.gov.uk/doc/open-government-licence/> or e-mail: [psi@nationalarchives.gsi.gov.uk](mailto:psi@nationalarchives.gsi.gov.uk).

Where we have identified any third party copyright information you will need to obtain permission from the copyright holders concerned.

The views expressed in this report are those of the researcher and do not necessarily represent those of the Scottish Government or Scottish Ministers.

This document is also available from our website at [www.gov.scot](http://www.gov.scot).  
ISBN: 978-1-78851-265-7

The Scottish Government  
St Andrew's House  
Edinburgh  
EH1 3DG

Produced for  
the Scottish Government  
by APS Group Scotland  
PPDAS303406 (09/17)  
Published by  
the Scottish Government,  
September 2017



Social Research series  
ISSN 2045-6964  
ISBN 978-1-78851-265-7

Web and Print Publication  
[www.gov.scot/socialresearch](http://www.gov.scot/socialresearch)

PPDAS303406 (09/17)